

CEE

— STECKVORRICHTUNGEN —



WALTHER-WERKE

— FORTSCHRITT SEIT 1897 —

CEE HIGH CURRENT PLUGS & SOCKETS FOR APPLICATIONS > 200 A - 400 A



HIGH CURRENT PLUGS & SOCKETS FOR APPLICATIONS > 200 A - 400 A

For many years, WALTHER-WERKE have been a strong partner in the area of CEE plugs and socket devices up to 125 A. Now the well-known program has been extended to high-current plug and socket devices up to 400 A. As usual, highest priority is given to safety standards, quality and reliability. These plug and socket devices can be found in a variety of applications such as tunneling, shipbuilding, opencast mining or the mining industry, where they fully meet the customers' requirements.

Plug and socket devices for customer-specific solutions

If standard solutions can not meet all the requirements of an application, customer-specific solutions can be produced on request. The customer is involved in every step in order to develop a perfect solution.

Areas of application



Tunneling | The most commonly used high-current plugs and sockets in tunnel construction, which are characterized by their reliability and maximum service life.

Marine | Ideal for power supply of powerful underwater motor pumps.



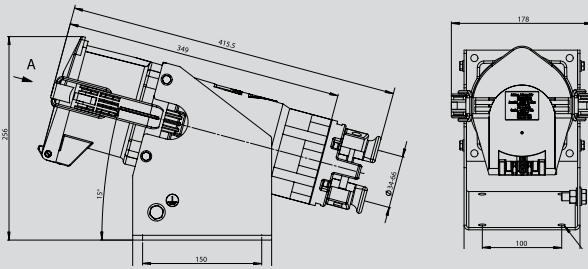
Railway | Plug and socket devices are used in the depot for the power supply of trains.



Gravel plants | Plug and socket devices are used for the power supply of conveyor belts. IP 67 and IK 10 provide protection against external strain and impact.

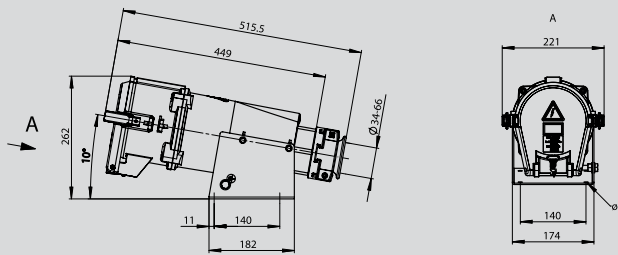






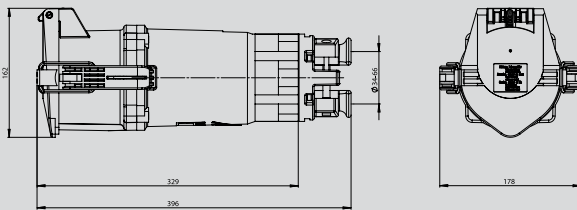
CEE high current wall socket with screw terminal connection

Housing back part made of plastic, with high temperature resistant contact carrier, silver-plated brass contacts, External fixing, C-Line



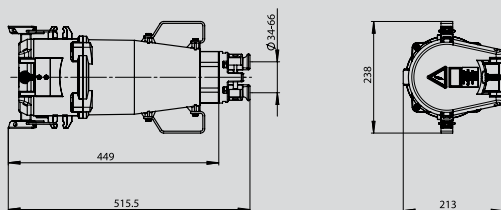
CEE high current wall socket with screw terminal connection

Housing back part made of aluminum with high temperature resistant contact carrier, silver-plated brass contacts, External fixing B-Line



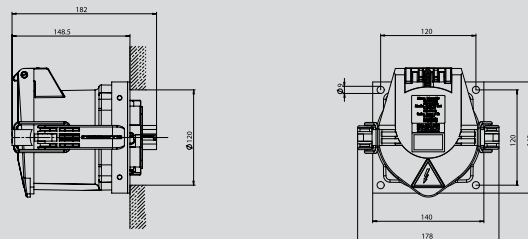
CEE high current coupler with screw terminal connection

Housing back part made of plastic, with high temperature resistant contact carrier, silver-plated brass contacts, C-Line



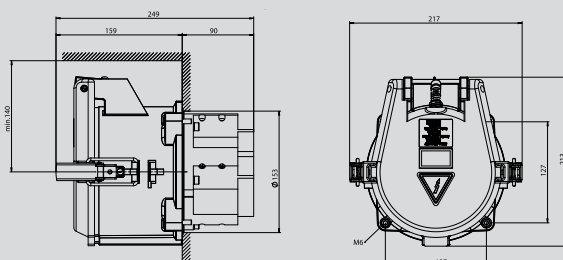
CEE high current coupler with screw terminal connection

Housing back part made of aluminum, with high temperature resistant contact carrier, silver-plated brass contacts, B-Line



CEE high current panel socket, straight, with screw terminal connection










Aluminum housing with high temperature resistant contact carrier, silver-plated brass contacts, C-Line

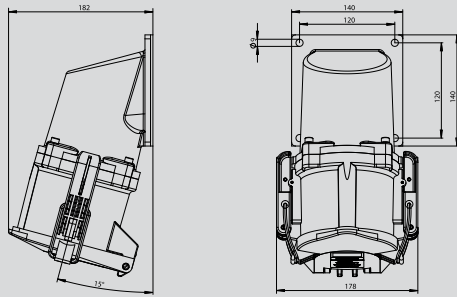


CEE high current panel socket, straight, with screw terminal connection

Aluminum housing with high temperature resistant contact carrier, silver-plated brass contacts, B-Line

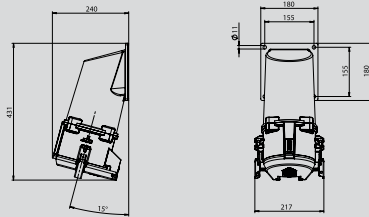
CEE High Current Plugs & Sockets

Ampère	Poles	230 V 50 / 60 Hz		400 V 50 / 60 Hz		500 V 50 / 60 Hz		690 V 50 / 60 Hz		1000 V 50 / 60 Hz			  3P+E 3P+N+E
		4-pole 9h	5-pole 9h	4-pole 6h	5-pole 6h	4-pole 7h	5-pole 7h	4-pole 5h	5-pole 5h	4-pole 1h	5-pole 1h		
Part numbers													
200	4	1A9409	1A9406	1A9407	1A9405	1A9401	1						
200	5	1A9509	1A9506	1A9507	1A9505	1A9501	1						
250	4	1B9409	1B9406	1B9407	1B9405	1B9401	1						
250	5	1B9509	1B9506	1B9507	1B9505	1B9501	1						
250	4	1C9409	1C9406	1C9407	1C9405	1C9401	1						
250	5	1C9509	1C9506	1C9507	1C9505	1C9501	1						
315	4	1D9409	1D9406	1D9407	1D9405	1D9401	1						
315	5	1D9509	1D9506	1D9507	1D9505	1D9501	1						
400	4	1E9409	1E9406	1E9407	1E9405	1E9401	1						
400	5	1E9509	1E9506	1E9507	1E9505	1E9501	1						
200	4	3A9409	3A9406	3A9407	3A9405	3A9401	1						
200	5	3A9509	3A9506	3A9507	3A9505	3A9501	1						
250	4	3B9409	3B9406	3B9407	3B9405	3B9401	1						
250	5	3B9509	3B9506	3B9507	3B9505	3B9501	1						
250	4	3C9409	3C9406	3C9407	3C9405	3C9401	1						
250	5	3C9509	3C9506	3C9507	3C9505	3C9501	1						
315	4	3D9409	3D9406	3D9407	3D9405	3D9401	1						
315	5	3D9509	3D9506	3D9507	3D9505	3D9501	1						
400	4	3E9409	3E9406	3E9407	3E9405	3E9401	1						
400	5	3E9509	3E9506	3E9507	3E9505	3E9501	1						
200	4	4A9409	4A9406	4A9407	4A9405	4A9401	1						
200	5	4A9509	4A9506	4A9507	4A9505	4A9501	1						
250	4	4B9409	4B9406	4B9407	4B9405	4B9401	1						
250	5	4B9509	4B9506	4B9507	4B9505	4B9501	1						
250	4	4C9409	4C9406	4C9407	4C9405	4C9401	1						
250	5	4C9509	4C9506	4C9507	4C9505	4C9501	1						
315	4	4D9409	4D9406	4D9407	4D9405	4D9401	1						
315	5	4D9509	4D9506	4D9507	4D9505	4D9501	1						
400	4	4E9409	4E9406	4E9407	4E9405	4E9401	1						
400	5	4E9509	4E9506	4E9507	4E9505	4E9501	1						



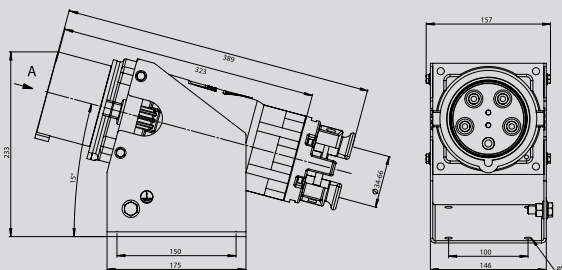
CEE high current panel socket, angled, with screw terminal connection

Aluminum housing with high temperature resistant contact carrier, silver-plated brass contacts, C-Line



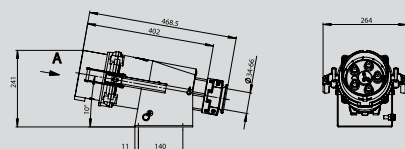
CEE high current panel socket, angled, with screw terminal connection

Aluminum housing with high temperature resistant contact carrier, silver-plated brass contacts, B-Line



CEE high current wall mounted inlet with screw terminal connection











Housing back part made of plastic, with high temperature resistant contact carrier, silver-plated brass contacts, External fixing C-Line

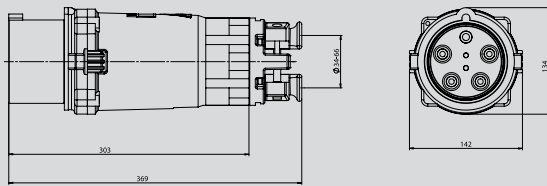


CEE high current wall mounted inlet with screw terminal connection

Housing back part made of aluminum with high temperature resistant contact carrier, silver-plated brass contacts, External fixing B-Line

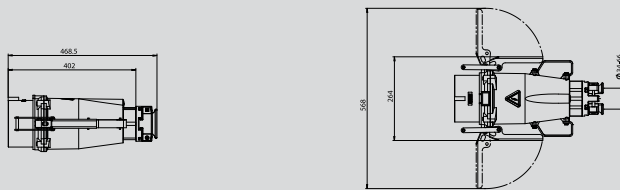
CEE High Current Plugs & Sockets

Ampère	Poles	230 V 50 / 60 Hz		400 V 50 / 60 Hz		500 V 50 / 60 Hz		690 V 50 / 60 Hz		1000 V 50 / 60 Hz			  3P+E 3P+N+E
		4-pole 9h	5-pole 9h	4-pole 6h	5-pole 6h	4-pole 7h	5-pole 7h	4-pole 5h	5-pole 5h	4-pole 1h	5-pole 1h		
Part numbers													
200	4	5A9409	5A9406	5A9407	5A9405	5A9401	1						
200	5	5A9509	5A9506	5A9507	5A9505	5A9501	1						
250	4	5B9409	5B9406	5B9407	5B9405	5B9401	1						
250	5	5B9509	5B9506	5B9507	5B9505	5B9501	1						
250	4	5C9409	5C9406	5C9407	5C9405	5C9401	1						
250	5	5C9509	5C9506	5C9507	5C9505	5C9501	1						
315	4	5D9409	5D9406	5D9407	5D9405	5D9401	1						
315	5	5D9509	5D9506	5D9507	5D9505	5D9501	1						
400	4	5E9409	5E9406	5E9407	5E9405	5E9401	1						
400	5	5E9509	5E9506	5E9507	5E9505	5E9501	1						
200	4	6A0409	6A0406	6A0407	6A0405	6A0401	1						
200	5	6A0509	6A0506	6A0507	6A0505	6A0501	1						
250	4	6B0409	6B0406	6B0407	6B0405	6B0401	1						
250	5	6B0509	6B0506	6B0507	6B0505	6B0501	1						
250	4	6C0409	6C0406	6C0407	6C0405	6C0401	1						
250	5	6C0509	6C0506	6C0507	6C0505	6C0501	1						
315	4	6D0409	6D0406	6D0407	6D0405	6D0401	1						
315	5	6D0509	6D0506	6D0507	6D0505	6D0501	1						
400	4	6E0409	6E0406	6E0407	6E0405	6E0401	1						
400	5	6E0509	6E0506	6E0507	6E0505	6E0501	1						



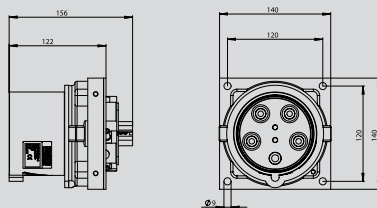
CEE high current plug with screw terminal connection

Housing back part made of plastic, with high temperature resistant contact carrier, silver-plated brass contacts, C-Line



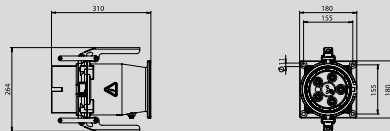
CEE high current plug with screw terminal connection

Housing back part made of aluminum, with high temperature resistant contact carrier, silver-plated brass contacts, B-Line



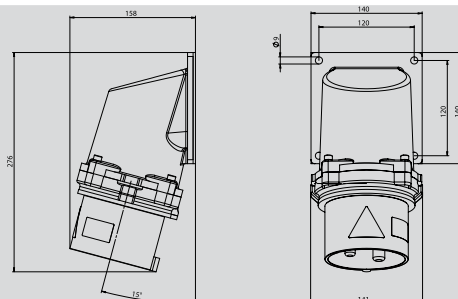
CEE high current panel mounted inlet, straight, with screw terminal connection

Aluminum housing with high temperature resistant contact carrier, silver-plated brass contacts, C-Line



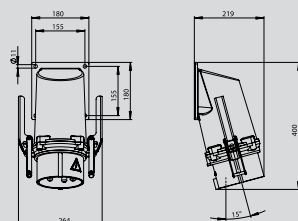
CEE high current panel mounted inlet, straight, with screw terminal connection

Aluminum housing with high temperature resistant contact carrier, silver-plated brass contacts, B-Line



CEE high current panel mounted inlet, angled, with screw terminal connection





Aluminum housing with high temperature resistant contact carrier, silver-plated brass contacts, C-Line

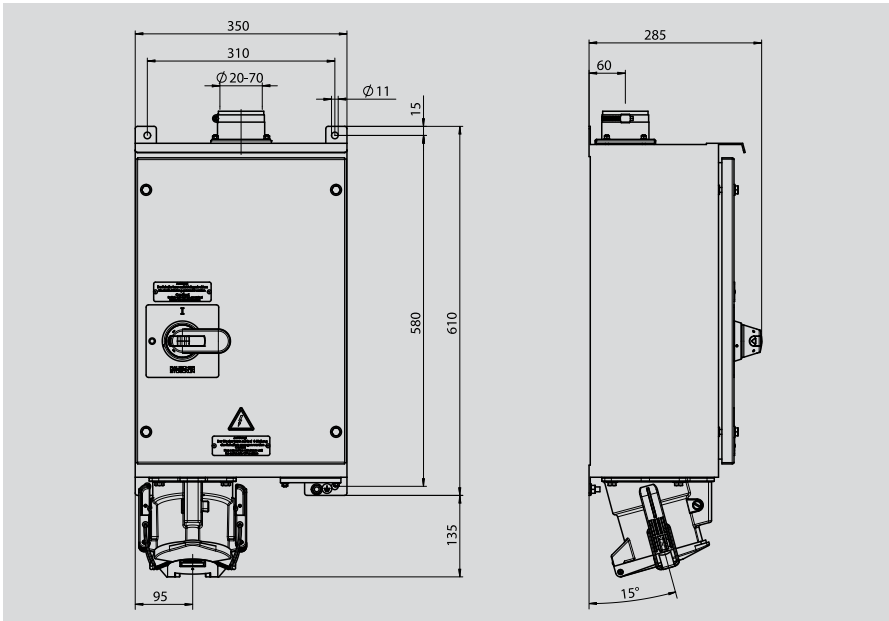


CEE high current panel mounted inlet, angled, with screw terminal connection

Aluminum housing with high temperature resistant contact carrier, silver-plated brass contacts, B-Line

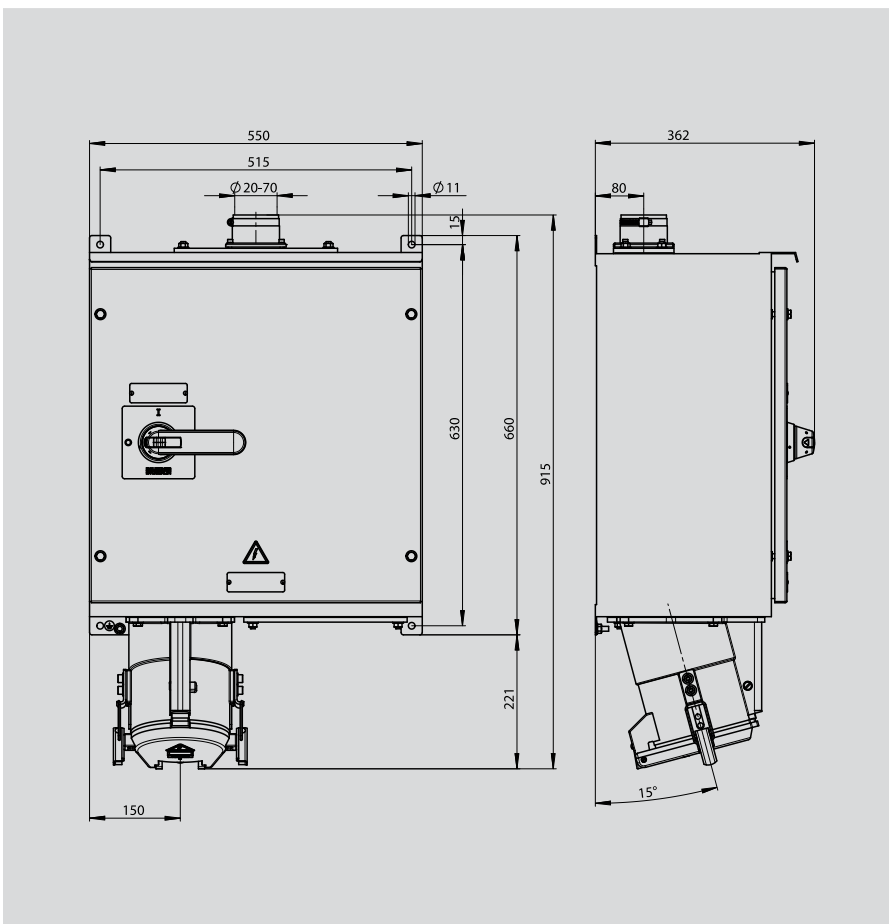
CEE High Current Plugs & Sockets

Ampère	Poles	230 V 50 / 60 Hz		400 V 50 / 60 Hz		500 V 50 / 60 Hz		690 V 50 / 60 Hz		1000 V 50 / 60 Hz			 			
		4-pole 9h	5-pole 9h	4-pole 6h	5-pole 6h	4-pole 7h	5-pole 7h	4-pole 5h	5-pole 5h	4-pole 1h	5-pole 1h		3P+E	3P+N+E		
													Part numbers			
200	4	2A9409	2A9406	2A9407	2A9405	2A9401	1									
200	5	2A9509	2A9506	2A9507	2A9505	2A9501	1									
250	4	2B9409	2B9406	2B9407	2B9405	2B9401	1									
250	5	2B9509	2B9506	2B9507	2B9505	2B9501	1									
250	4	2C9409	2C9406	2C9407	2C9405	2C9401	1									
250	5	2C9509	2C9506	2C9507	2C9505	2C9501	1									
315	4	2D9409	2D9406	2D9407	2D9405	2D9401	1									
315	5	2D9509	2D9506	2D9507	2D9505	2D9501	1									
400	4	2E9409	2E9406	2E9407	2E9405	2E9401	1									
400	5	2E9509	2E9506	2E9507	2E9505	2E9501	1									
200	4	6A5409	6A5406	6A5407	6A5405	6A5401	1									
200	5	6A5509	6A5506	6A5507	6A5505	6A5501	1									
250	4	6B5409	6B5406	6B5407	6B5405	6B5401	1									
250	5	6B5509	6B5506	6B5507	6B5505	6B5501	1									
250	4	6C5409	6C5406	6C5407	6C5405	6C5401	1									
250	5	6C5509	6C5506	6C5507	6C5505	6C5501	1									
315	4	6D5409	6D5406	6D5407	6D5405	6D5401	1									
315	5	6D5509	6D5506	6D5507	6D5505	6D5501	1									
400	4	6E5409	6E5406	6E5407	6E5405	6E5401	1									
400	5	6E5509	6E5506	6E5507	6E5505	6E5501	1									
200	4	6A1409	6A1406	6A1407	6A1405	6A1401	1									
200	5	6A1509	6A1506	6A1507	6A1505	6A1501	1									
250	4	6B1409	6B1406	6B1407	6B1405	6B1401	1									
250	5	6B1509	6B1506	6B1507	6B1505	6B1501	1									
250	4	6C1409	6C1406	6C1407	6C1405	6C1401	1									
250	5	6C1509	6C1506	6C1507	6C1505	6C1501	1									
315	4	6D1409	6D1406	6D1407	6D1405	6D1401	1									
315	5	6D1509	6D1506	6D1507	6D1505	6D1501	1									
400	4	6E1409	6E1406	6E1407	6E1405	6E1401	1									
400	5	6E1509	6E1506	6E1507	6E1505	6E1501	1									



CEE high current wall socket, switchable
with mechanical interlock
with load break switch 3-pole,
Silver-plated brass contacts
Enclosure made of powder-coated steel sheet,
C-Line





CEE high current wall socket, switchable
with mechanical interlock
with load break switch 3-pole,
Silver-plated brass contacts
Enclosure made of powder-coated steel sheet,
C-Line



CEE high current wall socket, switchable
with mechanical interlock
with load break switch 3-pole,
Silver-plated brass contacts
Enclosure made of powder-coated steel sheet,
B-Line

CEE high current wall socket, switchable
with mechanical interlock
with load break switch 3-pole,
Silver-plated brass contacts
Enclosure made of powder-coated steel sheet,
B-Line

CEE high current wall socket, switchable
with mechanical interlock
with load break switch 3-pole,
Silver-plated brass contacts
Enclosure made of powder-coated steel sheet,
B-Line


Ampère	Poles	230 V 50 / 60 Hz		400 V 50 / 60 Hz		500 V 50 / 60 Hz		690 V 50 / 60 Hz		1000 V 50 / 60 Hz			  3P+E 3P+N+E
		4-pole 9h	5-pole 9h	4-pole 6h	5-pole 6h	4-pole 7h	5-pole 7h	4-pole 5h	5-pole 5h	4-pole 1h	5-pole 1h		
Part numbers													
200	4	AT1A0409	AT1A0406	AT1A0407	AT1A0405	AT1A0401	1						
200	5	AT1A0509	AT1A0506	AT1A0507	AT1A0505	AT1A0501	1						
250	4	AT1B0409	AT1B0406	AT1B0407	AT1B0405	AT1B0401	1						
250	5	AT1B0509	AT1B0506	AT1B0507	AT1B0505	AT1B0501	1						

Locking system

Male plug and socket device will be connected with switchable wall socket. Switch is manually set to the „ON“ position. The plug and socket device is now under load and is mechanically locked via a linkage integrated in the switched wall socket.

Only by moving the switch to the „OFF“ position, the plug and socket device can be disconnected from the connector unit.



250	4	AT1C0409	AT1C0406	AT1C0407	AT1C0405	AT1C0401	1						
250	5	AT1C0509	AT1C0506	AT1C0507	AT1C0505	AT1C0501	1						
315	4	AT1D0409	AT1D0406	AT1D0407	AT1D0405	AT1D0401	1						
315	5	AT1D0509	AT1D0506	AT1D0507	AT1D0505	AT1D0501	1						
400	4	AT1E0409	AT1E0406	AT1E0407	AT1E0405	AT1E0401	1						
400	5	AT1E0509	AT1E0506	AT1E0507	AT1E0505	AT1E0501	1						

WALTHER-WERKE
Ferdinand Walther GmbH
Ramsener Straße 6
67304 Eisenberg

www.walther-werke.de

WW 10352/III-18/1/S_ENGLISCH