

PRODUCT DATA SHEET

Part number	416406RW
EAN	4015609170036
Manufacturer	WALTHER-WERKE
WEEE-Reg.-Number:	DE 22131895

Product description

MONDO wall socket 16A 4P 6h built-in with flush-mounted socket and plaster-compensating flange in pure white



Similar image



Detailed product description

WALTHER Wall socket 16A 4P 400V 6h IP44
 from the MONDO series
 made from PA6 material
 flush-mounted
 in pure white (RAL 9010)
 with flush-mounted socket
 and plaster-compensating flange
 outer dimensions 90x90
 The flat cover allows a low housing height
 and is therefore suitable for prestigious areas.

Ordering Information

Order unit	Piece
Customs number	85366990
Net weight	0,2688 kg
Packing quantity (VPE)	10
Length of the packaging	0,31 m
Width of the packaging	0,255 m
Depth of the packaging	0,15 m
Gross weight(VPE)	2,884 kg

Certificates

VDE certification	123017	
EAC certification	BY112.02.01.020 06089	

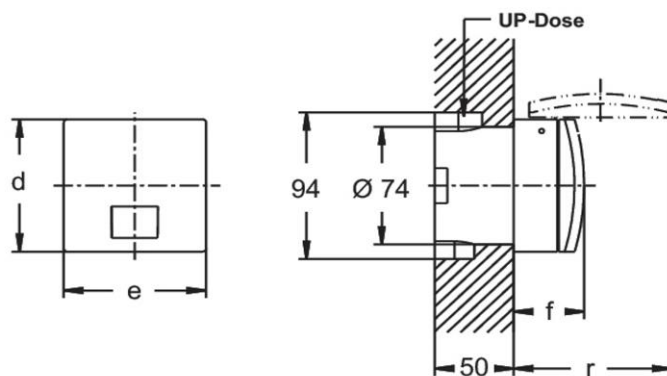
Classification system

Classification system	ETIM_6.0
ETIM Class	EC001318

Technical product data

Current supply	CEE 16 A
Number of poles	4
Voltage acc. EN 60309-2	400 V (50+60 Hz) red
Clock hour position	6 h
Identification colour	Red
Construction type	Flush mounted socket with UP box
Configuration	Closed cover
Colour	White
RAL-number	9010

Dimension sheet



Amp.	16		
Pole	3	4	5
d	90	90	90
e	90	90	90
f	38	38	38
r	96	96	96